

and Labrador

\$5.9 billion in energy
million



Terra Nova
offshore oil

Prince Edward Island

- Bilateral trade: \$606 million
 - Imports \$23 million
 - Fertilizers account for 85% of imports
 - Exports \$584 million
 - \$174 million in vegetables
- Member: NEG/ECP

Nova Scotia

- Bilateral trade: \$3.2 billion
 - Imports \$461 million
 - Exports \$2.7 billion
- Energy trade: \$286 million
- Member: NEG/ECP

CLEAN ENERGY

The Canada-U.S. Clean Energy Dialogue expands cross-border cooperation in carbon capture and storage R&D as well as other clean energy and Smart

**Canada-United States
two-way goods and services
trade totaling \$710 billion**

**Canada buys more goods
from the U.S. than the
entire European Union**

**Canada is a responsible
partner in energy security**



Friends ✦ Partners ✦ Allies

Canada-U.S. Partnership Map

A state-by-state look at the world's
largest trade and security relationship

Newfoundland and Labrador

Bilateral trade: \$7.2 billion
Imports \$696 million
Exports \$6.5 billion—\$5.9 billion in energy
Daily NL–U.S. trade: \$20 million
Member: NEG/ECP

Churchill Falls
hydroelectric generator

James Bay/La Grande
hydroelectric generator

Québec

- Bilateral trade: \$64.2 billion
Imports \$20.7 billion
Exports \$43.5 billion
—\$9.1 billion in metals
- Transportation trade: \$7.7 billion
- Energy trade: \$5.3 billion
- Daily QC–U.S. trade: \$176 million
- Member: NASCO, CGLG, NEG/ECP

Manicouagan
hydroelectric generator

Outardes
hydroelectric generator

New Brunswick

Canaport LNG

- Bilateral trade: \$16.1 billion
Imports \$3.3 billion
Exports \$12.8 billion
—\$10 billion in energy
- Daily NB–U.S. trade: \$44 million
- Member: NEG/ECP

HYDROELECTRICITY

Canada is the largest electricity supplier to the U.S.

Canada and the U.S. share an integrated electricity grid and supply almost all of each other's electricity imports

Prince Edward Island

Bilateral trade: \$1.1 billion
Imports \$100 million
Exports \$100 million
—\$174 million in energy
Member: NEG/ECP

Nova Scotia

Bilateral trade: \$1.1 billion
Imports \$100 million
Exports \$100 million
Energy trade: \$174 million
Member: NEG/ECP

in
ed
acity

to
ted

(MI)

(PA)

Nunavut
Bilateral trade: \$7.4 million
Imports \$7.1 million
—\$7.1 million in aircraft
Exports \$302 thousand

Daily NU-U.S. trade:
\$20 thousand

Nunavut, Canada's largest
and newest territory, was
created in 1999

Eagle Point
uranium mine
McClellan Lake
uranium mine
McArthur River
uranium mine

Athabasca
oil sands

Saskatchewan

Manitoba

Bilateral trade: \$29.5 billion
Imports \$9.5 billion
Exports \$20 billion
—\$11.5 billion in petroleum
—\$3.4 billion in fertilizers

Bilateral trade: \$22.9 billion
Imports \$15.6 billion
—\$5 billion in equipment
and machinery
Exports \$7.4 billion
—\$973 million in energy

Energy trade: \$12.7 billion
Daily SK-U.S. trade: \$81 million
• Member: PNWER, NASCO

Daily MB-U.S. trade: \$63 million
Member: NASCO

Ontario

Bilateral trade: \$296.4 billion
Imports \$147.6 billion
Exports \$148.8 billion

Transportation trade: \$96 billion
Pharmaceutical trade: \$6.7 billion
Daily ON-U.S. trade: \$812 million
Member: NASCO, CGLG

Cold Lake
oil sands

Oil sands
area

OIL

Canada is by far the
largest oil supplier to
the U.S., exporting
2.7 million barrels of
oil every day

Canada's oil reserves
represent a safe, secure and
long-term energy supply
for North America

NUCLEAR POWER

Canada is the largest
supplier of uranium
to the U.S.

Without nuclear power,
Canadian and U.S.
greenhouse gas emissions
would be about 10%
higher annually

WIND ENERGY

Canada is ranked 9th
the world in installed
wind generating capacity

Wind power is
comparable in cost to
traditionally generated
forms of energy

Exports \$81 million

- Ores, slag and ash account for 97% of YT's exports
- Member: PNWER

Bilateral trade: \$12.6 million
 Imports \$144 thousand
 Exports \$12.5 million

- Ores, slag and ash account for 86% of NT's exports
- NT diamonds are mined, cut and polished in the territories
- Member: PNWER

British Columbia

• Bilateral trade: \$32.2 billion
 Imports \$18 billion
 Exports \$14.3 billion
 —\$4.3 billion in forest products
 Energy trade: \$5.6 billion
 Daily BC–U.S. trade: \$88 million
 Member: PNWER

Alberta

• Bilateral trade: \$100.5 billion
 Imports \$17.9 billion
 Exports \$82.6 billion
 —\$68.1 billion in energy
 Daily AB–U.S. trade: \$275 million
 1.8 million barrels of oil are extracted from the oil sands daily
 • Member: PNWER

Saskatch

Bilateral trade: \$...
 Imports \$9.5 b...
 Exports \$20 bil...
 —\$11.5 billion...
 —\$3.4 billion...
 Energy trade: \$12...
 Daily SK–U.S. tra...
 • Member: PNWER

Athabasca oil sands

Peace River oil sands

Cold Lake oil sands

Oil sands area

NATURAL GAS

Canada is the largest natural gas supplier to the U.S.

Free trade and open markets as well as a stable policy and regulatory environment, strengthen North American energy security

OIL

Canada is by far the largest oil supplier to the U.S., exporting 2.7 million barrels of oil every day

Canada's oil reserves represent a safe, secure and long-term energy supply for North America

OR

ID

MT

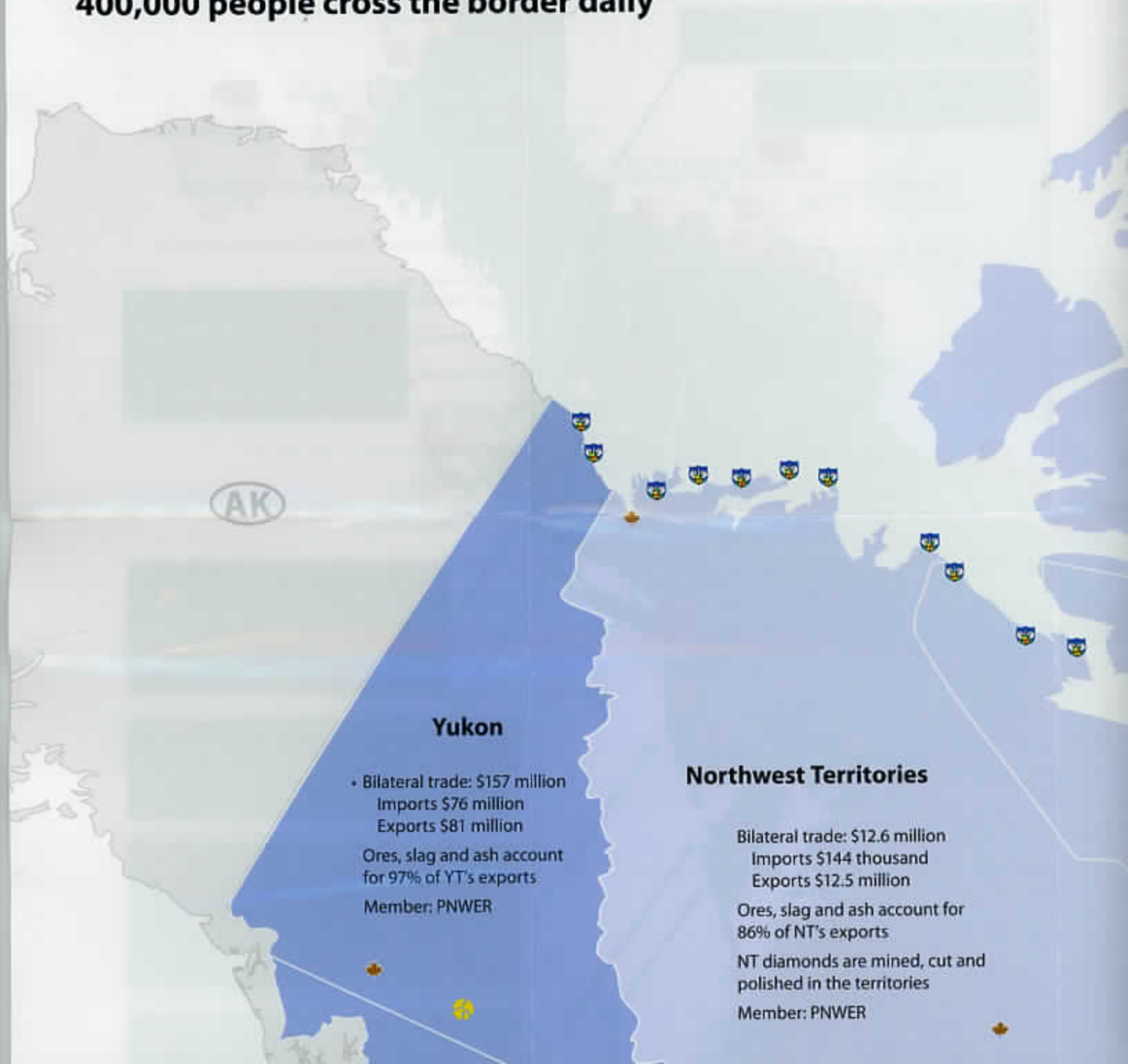
WY

Canada–United States: The World and Security Partnership — Provinc

Canada is the United States' largest customer

Over 8 million U.S. jobs depend on trade and investment with Canada

400,000 people cross the border daily



Yukon

- Bilateral trade: \$157 million
- Imports \$76 million
- Exports \$81 million
- Ores, slag and ash account for 97% of YT's exports
- Member: PNWER

Northwest Territories

- Bilateral trade: \$12.6 million
- Imports \$144 thousand
- Exports \$12.5 million
- Ores, slag and ash account for 86% of NT's exports
- NT diamonds are mined, cut and polished in the territories
- Member: PNWER

World's Largest Trade by Province

da

Nunavut

- Bilateral trade: \$7.4 million
 - Imports \$7.1 million
 - \$7.1 million in aircraft
 - Exports \$302 thousand

Daily NU-U.S. trade:
\$20 thousand

Nunavut, Canada's largest
and newest territory, was
created in 1999

U.S. jobs dependent on trade and investment with Canada

According to a 2012 study commissioned by the Government of Canada, based on data from 2009, over 8 million U.S. jobs depend on trade and investment with Canada.

Trade figures are in millions of U.S. dollars (U.S. Census Bureau)

	U.S. jobs supported	Exports to Canada	Imports from Canada	Two-way trade	U.S. jobs supported	
Alabama	114,400	3,932	1,618	5,550	Nebraska	55,500
Alaska	18,300	462	652	1,114	Nevada	71,300
Arizona	132,200	2,165	1,491	3,656	New Hampshire	37,100
Arkansas	68,600	1,654	917	2,571	New Jersey	243,500
California	1,162,500	17,296	25,780	43,076	New Mexico	35,300
Colorado	113,100	1,996	4,450	6,446	New York	595,800
Connecticut	94,400	1,907	3,392	5,299	North Carolina	243,900
Delaware	24,700	1,027	711	1,738	North Dakota	24,800
Florida	563,200	3,819	4,051	7,870	Ohio	305,200
Georgia	343,500	6,466	3,745	10,211	Oklahoma	39,100
Hawaii	31,500	26	140	166	Oregon	114,000
Idaho	32,700	1,323	952	2,275	Pennsylvania	337,400
Illinois	323,200	19,243	39,533	58,776	Rhode Island	27,500
Indiana	193,400	11,854	7,676	19,530	South Carolina	182,200
Iowa	107,300	4,334	3,138	7,472	South Dakota	27,300
Kansas	79,000	2,719	1,624	4,343	Tennessee	167,800
Kentucky	104,800	7,303	3,999	11,302	Texas	390,500
Louisiana	93,200	2,662	1,658	4,320	Utah	74,400
Maine	36,400	1,318	1,920	3,238	Vermont	16,200
Maryland	181,800	1,791	1,972	3,763	Virginia	273,900
Massachusetts	181,700	3,404	7,686	11,090	Washington	244,100
Michigan	241,100	25,300	49,564	74,864	Washington, DC	37,900
Minnesota	180,300	6,024	13,266	19,290	West Virginia	35,300
Mississippi	65,400	1,946	907	2,853	Wisconsin	159,000
Missouri	149,500	4,136	2,826	6,962	Wyoming	9,800
Montana	24,400	634	5,167	5,801	Territories	4,600
					TOTAL	8,414,000



Newfoundland and Labrador

Bilateral trade: \$7.2 billion
 Imports \$696 million
 Exports \$6.5 billion—\$5.9 billion in energy

- Daily NL—U.S. trade: \$20 million
- Member: NEG/ECP

pendent on ent with Canada

Government of Canada, based on 2010 data,
trade and investment with Canada

U.S. dollars (U.S. Census Bureau)


	U.S. jobs supported	Exports to Canada	Imports from Canada	Two-way trade
Nebraska	55,500	1,888	873	2,761
Nevada	71,300	1,420	768	2,188
New Hampshire	37,100	645	8,047	8,692
New Jersey	243,500	6,906	9,438	16,344
New Mexico	35,300	324	254	578
New York	595,800	13,182	18,977	32,159
North Carolina	243,900	6,955	3,313	10,268
North Dakota	24,800	3,063	2,688	5,751
Ohio	305,200	19,597	16,290	35,887
Oklahoma	39,100	1,995	5,111	7,106
Oregon	114,000	2,981	2,636	5,617
Pennsylvania	337,400	11,391	11,177	22,568
Rhode Island	27,500	570	641	1,211
South Carolina	182,200	3,958	2,437	6,395
South Dakota	27,300	693	452	1,145
Tennessee	167,800	8,631	5,312	13,943
Texas	390,500	23,725	16,027	39,752
Utah	74,400	1,772	1,600	3,372
Vermont	16,200	1,823	3,283	5,106
Virginia	273,900	3,113	1,957	5,070
Washington	244,100	8,255	13,852	22,107
Washington, DC	37,900	5	63	68
West Virginia	35,300	1,780	1,476	3,256
Wisconsin	159,000	7,618	4,394	12,012
Wyoming	9,800	329	1,714	2,043
Territories	4,600	24,396	2,632	27,028
TOTAL	8,414,000	291,756	324,247	616,003

Key to colors and symbols

Provincial imports from the U.S., per capita, 2012

under \$1,000 \$1,000 – \$5,000 over \$5,000

 NORAD station or North Warning System station


 Canadian military base, station or forward operating location

 Hydroelectricity

 Uranium

 Oil

 Natural gas

 Electrical transmission line border crossing point

 Wind energy

PNWER: Pacific NorthWest Economic Region

NASCO: North America's Corridor Coalition, Inc.

CGLG: Council of Great Lakes Governors

NEG/ECP: Conference of New England Governors/
Eastern Canadian Premiers

All facts refer to 2012 goods trade between the U.S. and Canadian provinces/territories, based on Statistics Canada data; goods and services trade from the U.S. Bureau of Economic Analysis

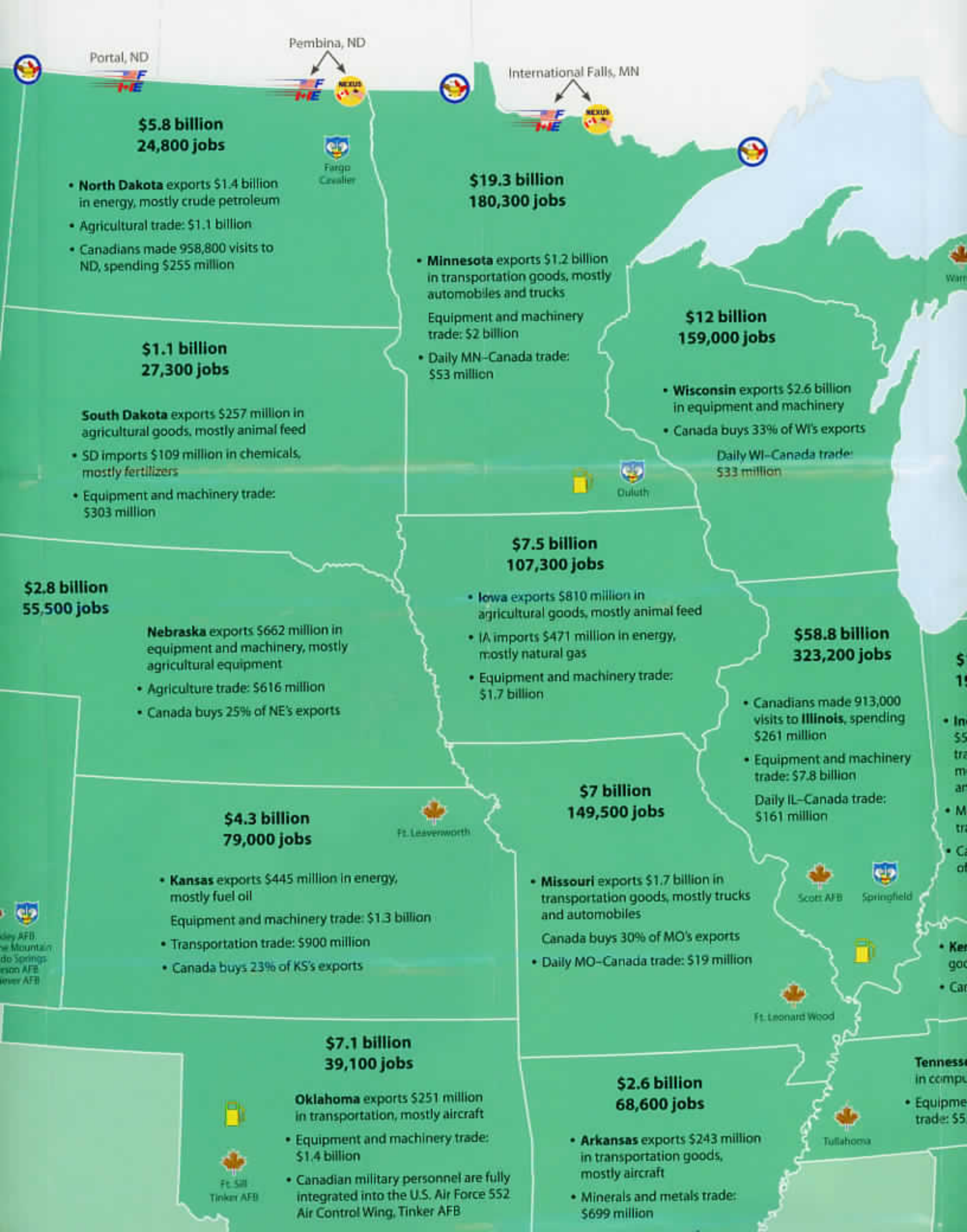
Energy supply locations are representative but not exhaustive for each province & territory

and Labrador

9 billion in energy
million

**Canada–United States
two-way goods and services
trade totaling \$710 billion**

**Canada buys more goods
from the U.S. than the
entire European Union**



Portal, ND

Pembina, ND

International Falls, MN

\$5.8 billion
24,800 jobs

- **North Dakota** exports \$1.4 billion in energy, mostly crude petroleum
- Agricultural trade: \$1.1 billion
- Canadians made 958,800 visits to ND, spending \$255 million



\$19.3 billion
180,300 jobs

- **Minnesota** exports \$1.2 billion in transportation goods, mostly automobiles and trucks
- Equipment and machinery trade: \$2 billion
- Daily MN-Canada trade: \$53 million

\$1.1 billion
27,300 jobs

- **South Dakota** exports \$257 million in agricultural goods, mostly animal feed
- SD imports \$109 million in chemicals, mostly fertilizers
- Equipment and machinery trade: \$303 million

\$12 billion
159,000 jobs

- **Wisconsin** exports \$2.6 billion in equipment and machinery
- Canada buys 33% of WI's exports
- Daily WI-Canada trade: \$33 million



\$7.5 billion
107,300 jobs

- **Iowa** exports \$810 million in agricultural goods, mostly animal feed
- IA imports \$471 million in energy, mostly natural gas
- Equipment and machinery trade: \$1.7 billion

\$2.8 billion
55,500 jobs

- **Nebraska** exports \$662 million in equipment and machinery, mostly agricultural equipment
- Agriculture trade: \$616 million
- Canada buys 25% of NE's exports

\$58.8 billion
323,200 jobs

- Canadians made 913,000 visits to **Illinois**, spending \$261 million
- Equipment and machinery trade: \$7.8 billion
- Daily IL-Canada trade: \$161 million

\$4.3 billion
79,000 jobs

- **Kansas** exports \$445 million in energy, mostly fuel oil
- Equipment and machinery trade: \$1.3 billion
- Transportation trade: \$900 million
- Canada buys 23% of KS's exports



\$7 billion
149,500 jobs

- **Missouri** exports \$1.7 billion in transportation goods, mostly trucks and automobiles
- Canada buys 30% of MO's exports
- Daily MO-Canada trade: \$19 million



\$7.1 billion
39,100 jobs

- **Oklahoma** exports \$251 million in transportation, mostly aircraft
- Equipment and machinery trade: \$1.4 billion
- Canadian military personnel are fully integrated into the U.S. Air Force 552 Air Control Wing, Tinker AFB



\$2.6 billion
68,600 jobs

- **Arkansas** exports \$243 million in transportation goods, mostly aircraft
- Minerals and metals trade: \$699 million



Tennessee
in compu
• Equipme
trade: \$5

- **Colorado** exports \$418 million in agricultural goods, mostly animal meats
- Equipment and machinery trade: \$1.2 billion
- Canadian and U.S. forces jointly defend North American airspace through NORAD, headquartered in Cheyenne Mountain
- Canadian aerial bombers help fight CO wildfires



\$4.3 billion
79,000 jobs



- **Kansas** exports \$445 million in energy, mostly fuel oil
- Equipment and machinery trade: \$1.3 billion
- Transportation trade: \$900 million
- Canada buys 23% of KS's exports

\$578 million
35,300 jobs

- **New Mexico** exports \$74 million in energy, mostly fuel oil
- Equipment and machinery trade: \$224 million
- Canadians made 125,100 visits to NM, spending \$43 million




\$7.1 billion
39,100 jobs



- **Oklahoma** exports \$251 million in transportation, mostly aircraft
- Equipment and machinery trade: \$1.4 billion
- Canadian military personnel are fully integrated into the U.S. Air Force 552 Air Control Wing, Tinker AFB

\$39.8 billion
390,500 jobs

- **Texas** exports \$1.5 billion in fuel oil and \$1.4 billion in crude petroleum
- Equipment and machinery trade: \$12.8 billion
- Daily TX-Canada trade: \$109 million
- Bilateral efforts protect the endangered population of whooping cranes, whose only remaining natural flock migrates between national parks in Canada and TX



Canadians made 567,000 visits to **Hawaii**, spending \$935 million

\$166 million
31,500 jobs



Blaine, WA
 Vancouver, BC
 Peace Arch, WA
 Point Roberts, WA



McChord AFB

Seattle, WA

\$22.1 billion
244,100 jobs

- Washington exports \$1 billion in transportation, mostly aircraft
- Canadians made 3 million visits to WA, spending \$766 million



Portland

\$5.6 billion
114,000 jobs

Oregon exports \$654 million in minerals and metals
 OR imports \$716 million in fertilizers, most for trans-shipment to Asian markets
 Fish and crustaceans trade: \$36 million

Oroville, WA



Whidbey Island
 Oak Harbor
 Tacoma
 Ft. Lewis



\$2.3 billion
32,700 jobs

Idaho exports \$282 million in chemicals, mostly fertilizers
 • ID imports \$214 million in agriculture, mostly animal feed and food industry residues
 Minerals and metals trade: \$599 million

Sweetgrass, MT



\$5.8 billion
24,400 jobs

- Montana exports \$164 million mostly fuel oil
- Equipment and machinery trade
- Daily MT-Canada trade: \$16 million
- Canadians made 1 million visits to MT, spending \$317 million
- Canadian bison are helping to increase buffalo population in a conservation area

\$2.9 billion
9,800 jobs

Wyoming exports \$2.9 billion in chemicals, mostly fertilizers
 Minerals and metals trade: \$1.1 billion
 Equipment and machinery trade: \$233 million

\$43.1 billion
1,162,500 jobs



Fresno Beale AFB
 Vandenberg AFB

- California exports \$4 billion in agriculture, mostly fruits, nuts and vegetables
- Transportation trade: \$16.1 billion, mostly automobiles
- CA imports \$2.3 billion in energy, mostly crude petroleum
- Daily CA-Canada trade: \$103 million
- Canadians made 1.7 million visits to CA, spending \$1.4 billion

Barrick Gold Mines
 Bald Mountain
 Cortez
 Goldstrike
 Ruby Hill
 Turquoise Ridge

\$2.2 billion
71,300 jobs

- Canadians made 1.6 million visits to Nevada, spending \$1.4 billion
- NV exports \$529 million in minerals and metals, mostly ores, slag and ash
 - Equipment and machinery trade: \$513 million
 - Barrick Gold, a Canadian company, has over 4,100 employees in NV



Creech AFB

\$3.4 billion
74,400 jobs

- Utah exports \$599 million in minerals and metals
- UT imports \$360 million in agriculture, mostly live animals
- Equipment and machinery trade: \$519 million

- Colorado exports \$3.4 billion in goods, mostly machinery
- Equipment and machinery trade: \$519 million
- Canadian goods: \$1.1 billion
- Canada's North American headquarters: \$1.1 billion
- Canadian goods: \$1.1 billion
- CO wild

Sweetgrass, MT



\$5.8 billion
24,400 jobs

- **Montana** exports \$164 million in energy, mostly fuel oil
- Equipment and machinery trade: \$247 million
- Daily MT-Canada trade: \$16 million
- Canadians made 1 million visits to MT, spending \$317 million
- Canadian bison are helping to rebuild the American buffalo population in a conservation initiative



\$2 billion
9,800 jobs

Wyoming exports \$93 million in chemicals, mostly inorganic chemicals
 Minerals and metals trade: \$85 million
 Equipment and machinery trade: \$233 million



Portal, ND



\$5.8 billion
24,800 jobs

- **North Dakota** exports \$1.4 billion in energy, mostly crude petroleum
- Agricultural trade: \$1.1 billion
- Canadians made 958,800 visits to ND, spending \$255 million



\$1.1 billion
27,300 jobs

- **South Dakota** exports \$257 million in agricultural goods, mostly animal feed
- SD imports \$109 million in chemicals, mostly fertilizers
- Equipment and machinery trade: \$303 million

- **Minnesota** in transport automobile
- Equipment trade: \$2 billion
- Daily MN-Canada trade: \$53 million

\$2.8 billion
55,500 jobs

- **Nebraska** exports \$662 million in equipment and machinery, mostly agricultural equipment
- Agriculture trade: \$616 million
- Canada buys 25% of NE's exports

\$6.4 billion
113,100 jobs

- **Colorado** exports \$418 million in agricultural goods, mostly animal meats
- Equipment and machinery trade: \$1.2 billion
- Canadian and U.S. forces jointly defend North American airspace through NORAD, headquartered in Cheyenne Mountain
- Canadian aerial bombers help fight CO wildfires



\$4.3 billion
79,000 jobs

- **Kansas** exports \$445 million in energy, mostly fuel oil
- Equipment and machinery trade: \$1.3 billion
- Transportation trade: \$900 million
- Canada buys 23% of KS's exports



\$578 million

\$7.1 billion

Trade Partnership — State by State





Key to colors and symbols

- Canada is the state's #1 export market
- Canada is the state's #2 export market
- Canada is the state's #3 or smaller export market

\$ Bilateral Canada-state goods trade

jobs Number of state jobs dependent on trade and investment with Canada

Energy is the state's largest import from Canada

NEXUS enabled border crossing

FAST Free and Secure Trade enabled border crossing

IBET Integrated Border Enforcement Team

Canadian and U.S. Customs inspectors at seaports

NORAD Joint U.S.-Canadian North American Defense Command

Approximately 740 Canadian Forces and Department of National Defence personnel serve in the U.S.

Military symbols represent a military presence in the state and not the exact location of the base

All facts refer to 2012 goods trade between the U.S. and Canada in U.S. dollars, based on U.S. Census Bureau data

Jobs numbers based on a 2012 study commissioned by the Government of Canada, based on 2010 data



\$7 billion
149,500 jobs

Missouri exports \$1.7 billion in transportation goods, mostly trucks and automobiles

- Canada buys 30% of MO's exports
- Daily MO-Canada trade: \$19 million

Ft. Leonard Wood

\$2.6 billion
68,600 jobs

Arkansas exports \$243 million in transportation goods, mostly aircraft

Minerals and metals trade: \$699 million

Canada buys 22% of AR's exports

Little Rock AFB

\$4.3 billion
93,200 jobs

Louisiana exports \$704 million in plastics and rubber

Chemicals trade: \$959 million

Canadians made 159,000 visits to LA, spending \$120 million

New Orleans

Ft. Polk

\$2.9 billion
65,400 jobs

Mississippi exports \$384 million in transportation goods

- Equipment and machinery trade: \$1.1 billion

Pascagoula

\$5.6 billion
114,400 jobs

Alabama exports \$2.3 billion in transportation goods, mostly automobiles

Daily AL-Canada trade: \$15 million

Maxwell AFB
Ft. Rucker

\$10.2 billion
343,500 jobs

Georgia exports \$1.7 billion in transportation goods, mostly automobiles and aircraft

Canadians made 1 million visits to GA, spending \$151 million

Ft. Benning, Ft. Gordon,
Ft. Stewart, Robins AFB

Tyndall AFB, NAS Mayport,
Eglin AFB, MacDill AFB

\$7.9 billion
563,200 jobs

- Canada exports \$3.7 billion to FL, spending \$4 billion

\$11.3 billion
104,800 jobs

Kentucky exports \$3.6 billion in transportation goods, mostly automobiles and trucks

- Canada buys 33% of KY's exports

NAS North Carolina
Wilmington

\$13.9 billion
167,800 jobs

Tennessee exports \$1 billion in computers

- Equipment and machinery trade: \$5.3 billion

\$6.4 billion
182,200 jobs

Canada visits: 3.7 million

North Carolina exports \$1.1 billion in transportation goods, mostly trucks and automobiles

- Daily NC-Canada trade: \$15 million

\$3.3 billion
35,300 jobs

West Virginia exports \$762 million in equipment and machinery

Wright Patterson AFB

million in
ly live animals
machinery
on

113,100 jobs

- **Colorado** exports \$418 million in agricultural goods, mostly animal meats
Equipment and machinery trade: \$1.2 billion
- Canadian and U.S. forces jointly defend North American airspace through NORAD, headquartered in Cheyenne Mountain
- Canadian aerial bombers help fight CO wildfires

 
Buckley AFB
Cheyenne Mountain
Colorado Springs
Peterson AFB
Schriever AFB

\$4.3 billion
79,000 jobs


Ft. Leavenworth

- **Kansas** exports \$445 million in energy, mostly fuel oil
Equipment and machinery trade: \$1.3 billion
Transportation trade: \$900 million
- Canada buys 23% of KS's exports

\$578 million
35,300 jobs

- **New Mexico** exports \$74 million in energy, mostly fuel oil
- Equipment and machinery trade: \$224 million
- Canadians made 125,100 visits to NM, spending \$43 million


Kirtland AFB

\$7.1 billion
39,100 jobs




Ft. Sill
Tinker AFB

- **Oklahoma** exports \$251 million in transportation, mostly aircraft
Equipment and machinery trade: \$1.4 billion
- Canadian military personnel are fully integrated into the U.S. Air Force 5th Air Control Wing, Tinker AFB



\$39.8 billion
390,500 jobs

Texas exports \$1.5 billion in fuel oil and \$1.4 billion in crude petroleum

Equipment and machinery trade: \$12.8 billion

Daily TX-Canada trade: \$109 million

Bilateral efforts protect the endangered population of whooping cranes, whose only remaining natural flock migrates between national parks in Canada and TX

 
Ft. Bliss
Ft. Hood
Greenville
Lackland AFB
Randolph AFB
Sheppard AFB
Houston


Honolulu

- Canadians made 567,000 visits to **Hawaii**, spending \$935 million

\$166 million
31,500 jobs



- **California** exports \$4 billion in agriculture, mostly fruits, nuts and vegetables

Transportation trade: \$16.1 billion, mostly automobiles

CA imports \$2.3 billion in energy, mostly crude petroleum

- Daily CA–Canada trade: \$103 million
- Canadians made 1.7 million visits to CA, spending \$1.4 billion

- Equipment and machinery trade: \$513 million

- Barrick Gold, a Canadian company, has over 4,100 employees in NV

minerals and metals

- UT imports \$360 million in agriculture, mostly live animals
- Equipment and machinery trade: \$519 million


Creech AFB


San Diego
NPS Monterey
El Segundo
NAS Lemoore
Edwards AFB
Stockton
Twentynine Palms
Ft. Irwin

\$3.7 billion
132,200 jobs

- **Arizona** exports \$453 million in transportation goods, mostly aircraft
- Equipment and machinery trade: \$1.3 billion
- Canadians made 872,000 visits to AZ, spending \$816 million


Ft. Huachuca

\$1.1 billion
18,300 jobs

- 58% of **Alaska's** exports to Canada are minerals and metals
- AK imports \$263 million in energy, mostly fuel oil


Elmendorf AFB
Clear AFS


Eielson AFB

- Canadians visits to Ha \$935 million